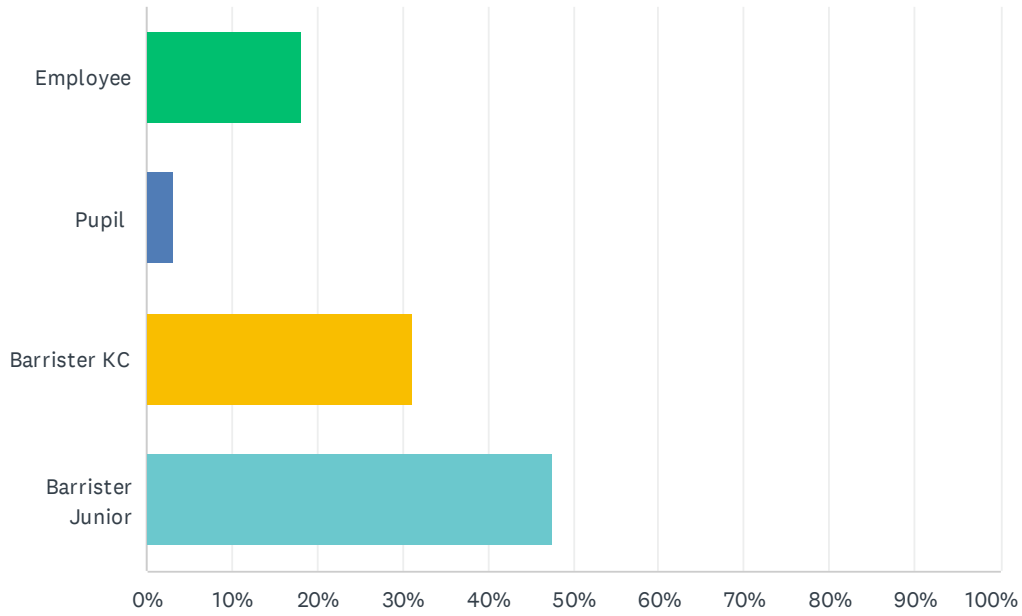


Q2 What is your role in Lincoln House Chambers?

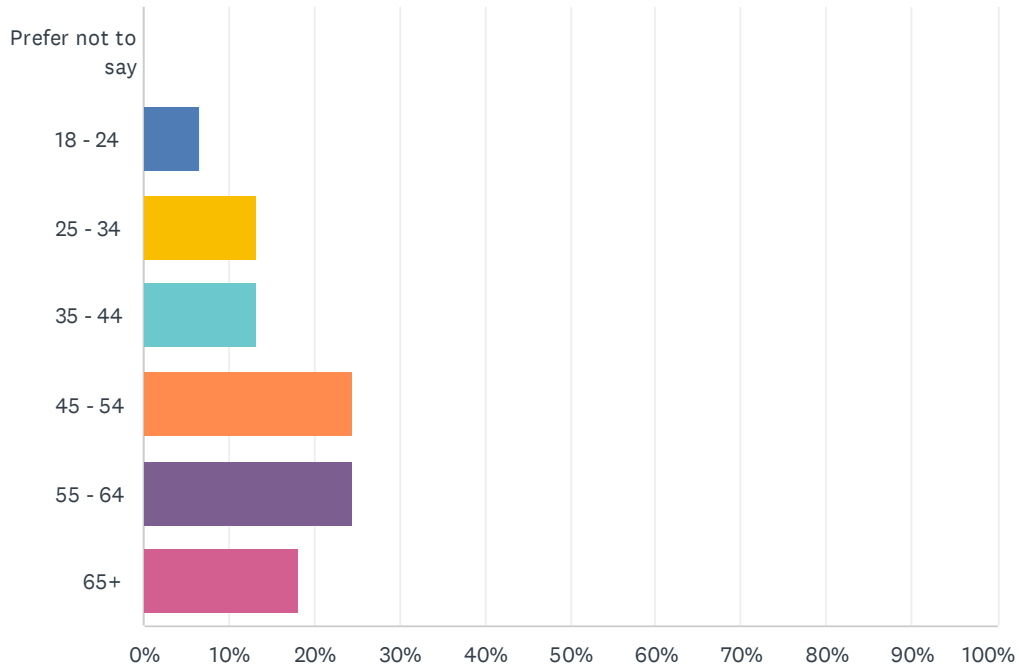
Answered: 61 Skipped: 0



ANSWER CHOICES	RESPONSES
Employee	18.03% 11
Pupil	3.28% 2
Barrister KC	31.15% 19
Barrister Junior	47.54% 29
TOTAL	61

Q3 How old are you?

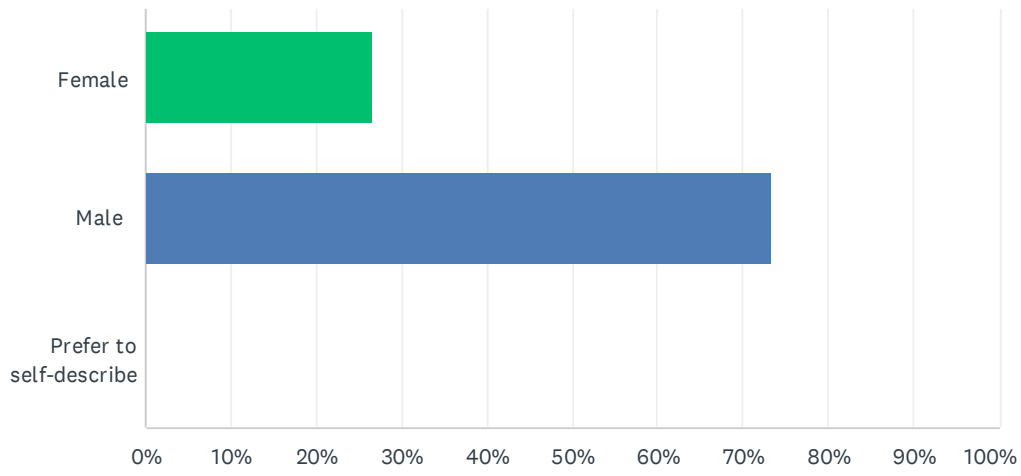
Answered: 61 Skipped: 0



ANSWER CHOICES	RESPONSES	
Prefer not to say	0.00%	0
18 - 24	6.56%	4
25 - 34	13.11%	8
35 - 44	13.11%	8
45 - 54	24.59%	15
55 - 64	24.59%	15
65+	18.03%	11
TOTAL		61

Q4 What best describes your gender?

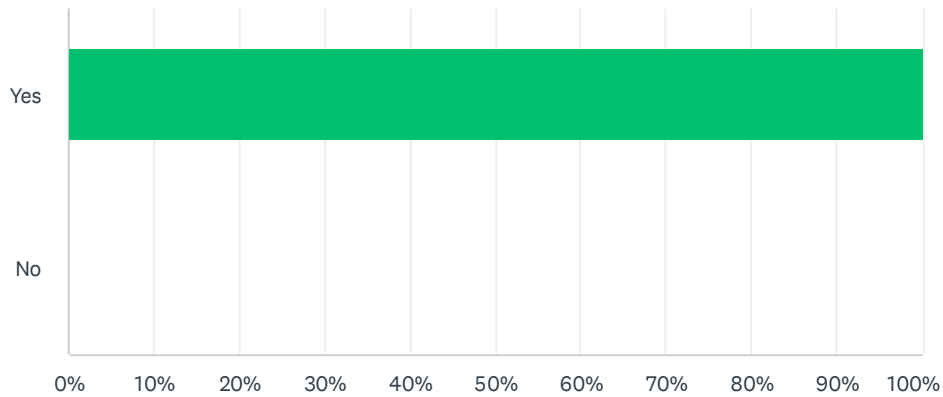
Answered: 60 Skipped: 1



ANSWER CHOICES	RESPONSES	
Female	26.67%	16
Male	73.33%	44
Prefer to self-describe	0.00%	0
TOTAL		60

Q5 Is your gender identity the same as the sex that you were assigned at birth? Gender Identity: This question is designed to gather trans data i.e. whether your gender identity and/or gender expression differs from your birth sex. A trans person may or may not seek to undergo gender reassignment hormonal treatment/surgery.

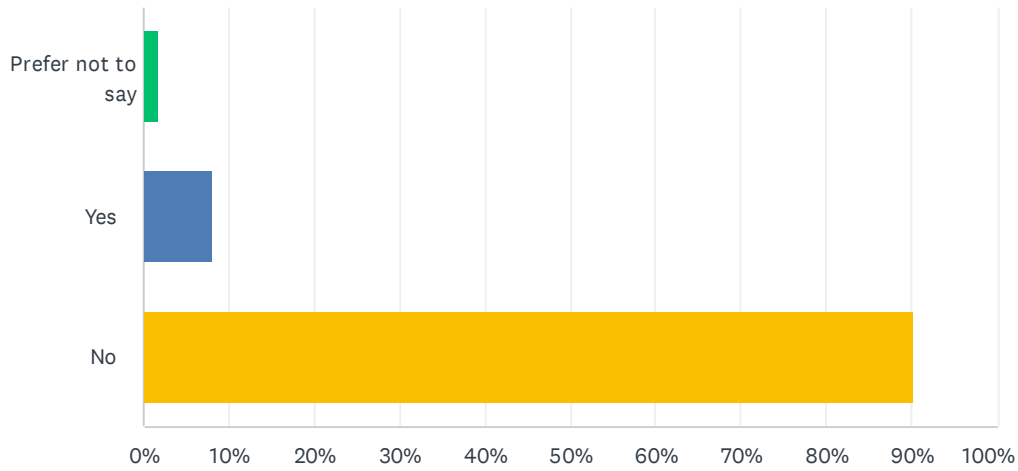
Answered: 61 Skipped: 0



ANSWER CHOICES	RESPONSES	
Yes	100.00%	61
No	0.00%	0
TOTAL		61

Q6 Do you consider yourself to have a disability (a mental or physical impairment that has a substantial and long-term adverse effect on your ability to carry out normal day-to-day activities)?

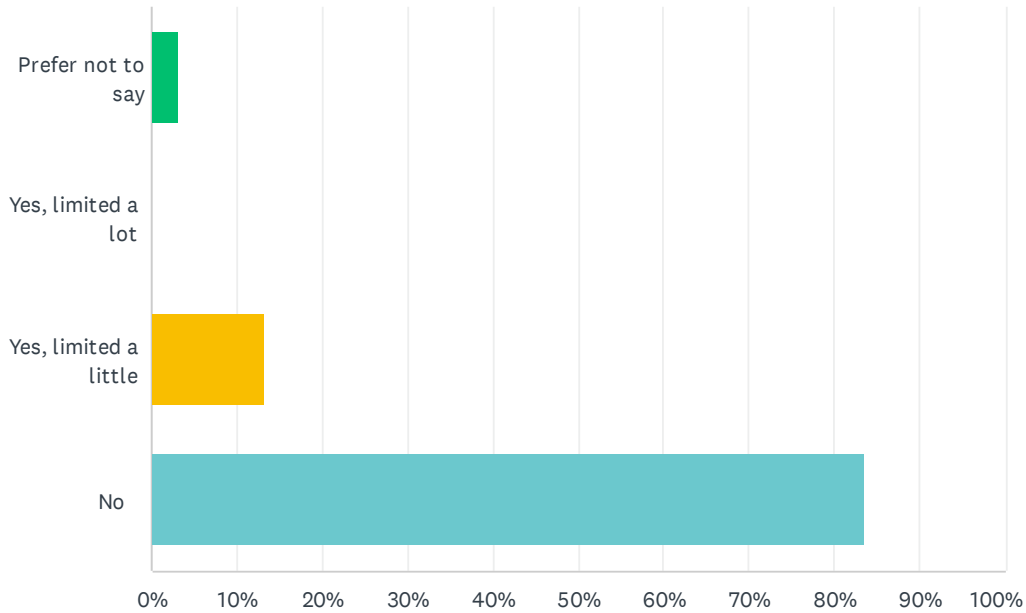
Answered: 61 Skipped: 0



ANSWER CHOICES	RESPONSES	
Prefer not to say	1.64%	1
Yes	8.20%	5
No	90.16%	55
TOTAL		61

Q7 Are your day-to-day activities limited or affected by a health problem or disability that has lasted, or is expected to last, at least 12 months?

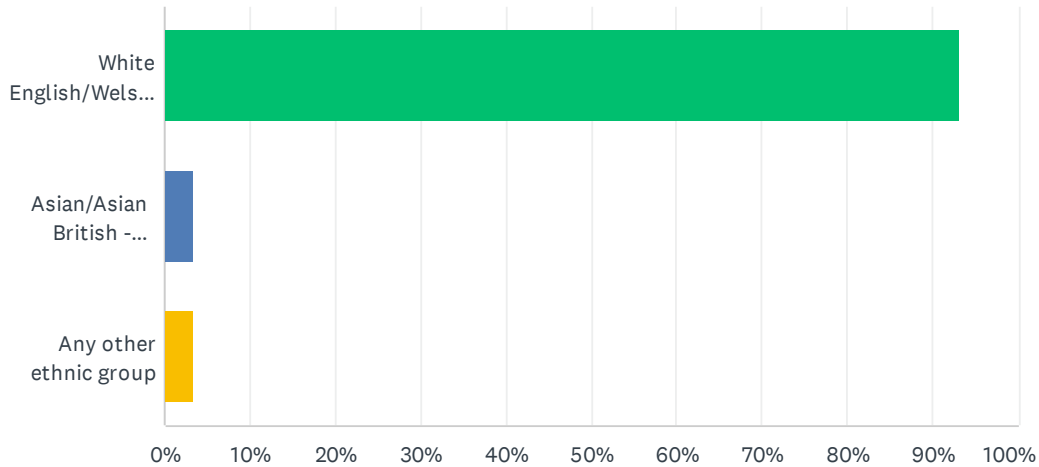
Answered: 61 Skipped: 0



ANSWER CHOICES	RESPONSES	
Prefer not to say	3.28%	2
Yes, limited a lot	0.00%	0
Yes, limited a little	13.11%	8
No	83.61%	51
TOTAL		61

Q8 Choose one option that you feel best describes your ethnic group or background

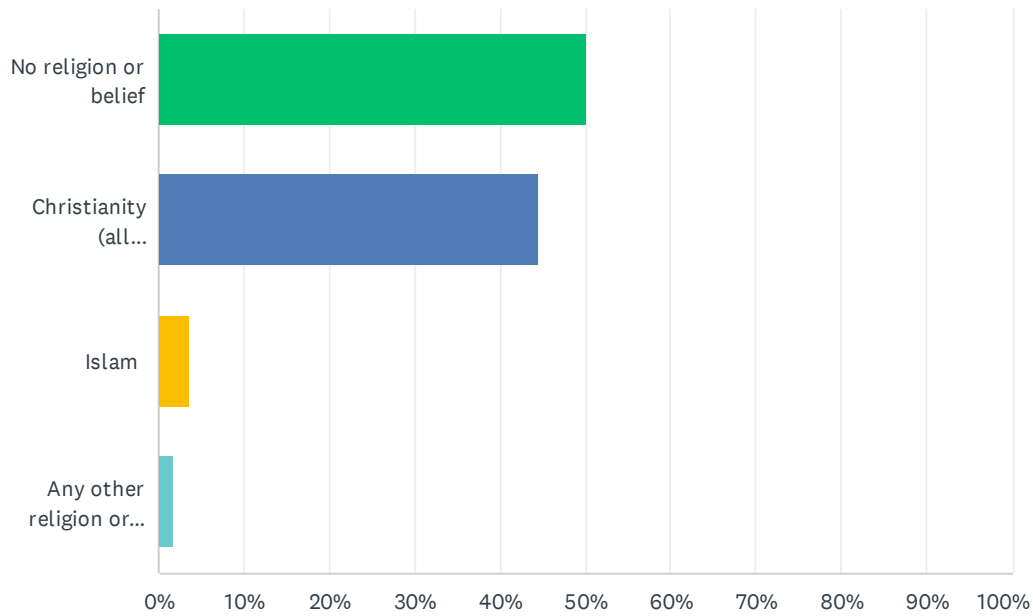
Answered: 61 Skipped: 0



ANSWER CHOICES	RESPONSES	
White English/Welsh/Scottish/Northern Irish/British	93.22%	55
Asian/Asian British - Pakistani	3.39%	2
Any other ethnic group	3.39%	2
TOTAL		59

Q9 What is your religion or belief system?

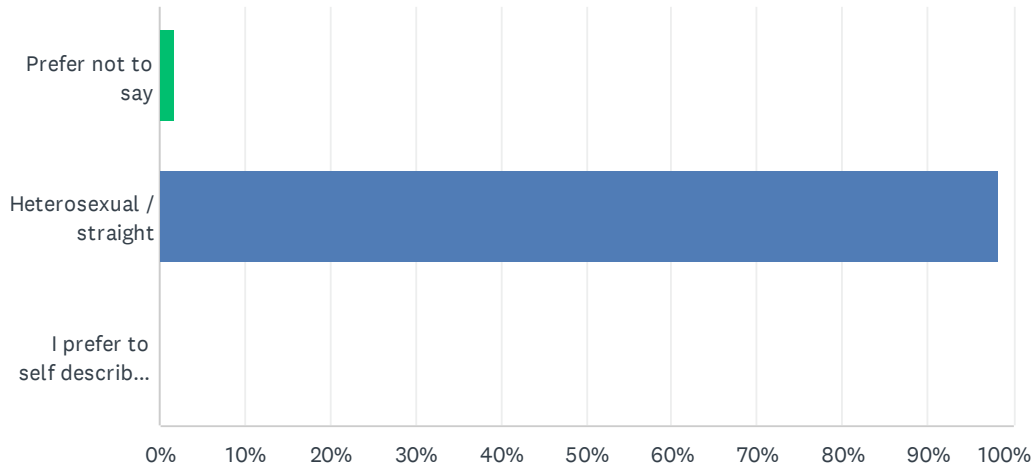
Answered: 61 Skipped: 0



ANSWER CHOICES	RESPONSES	
No religion or belief	50.00%	28
Christianity (all denominations)	44.64%	25
Islam	3.57%	2
Any other religion or belief	1.79%	1
TOTAL		56

Q10 What is your sexual orientation?

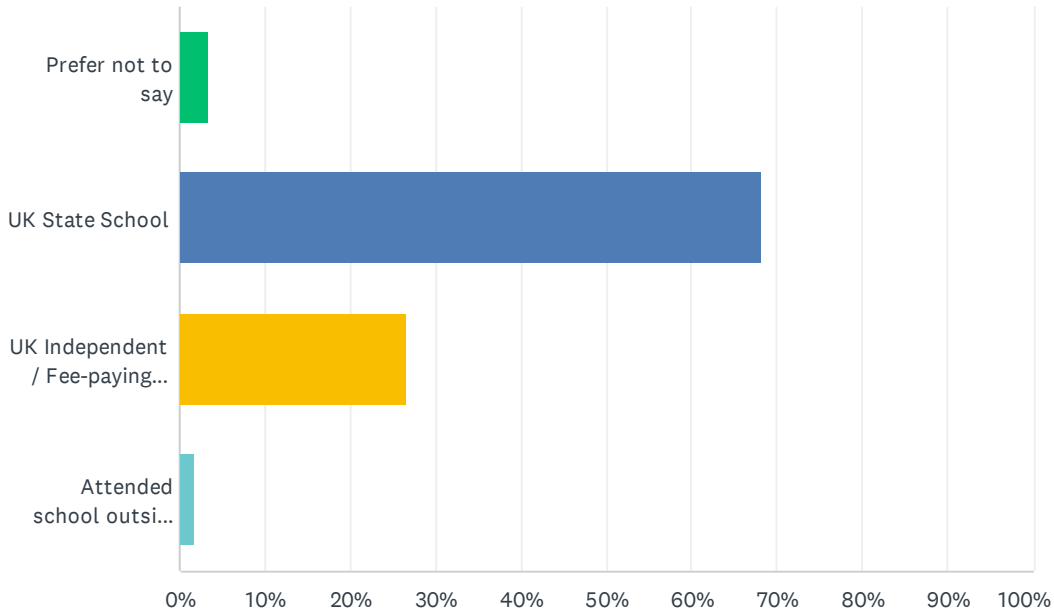
Answered: 61 Skipped: 0



ANSWER CHOICES	RESPONSES	
Prefer not to say	1.69%	1
Heterosexual / straight	98.31%	58
I prefer to self describe as follows:	0.00%	0
TOTAL		59

Q11 Did you mainly attend a state or fee paying school between the ages of 5 - 11?

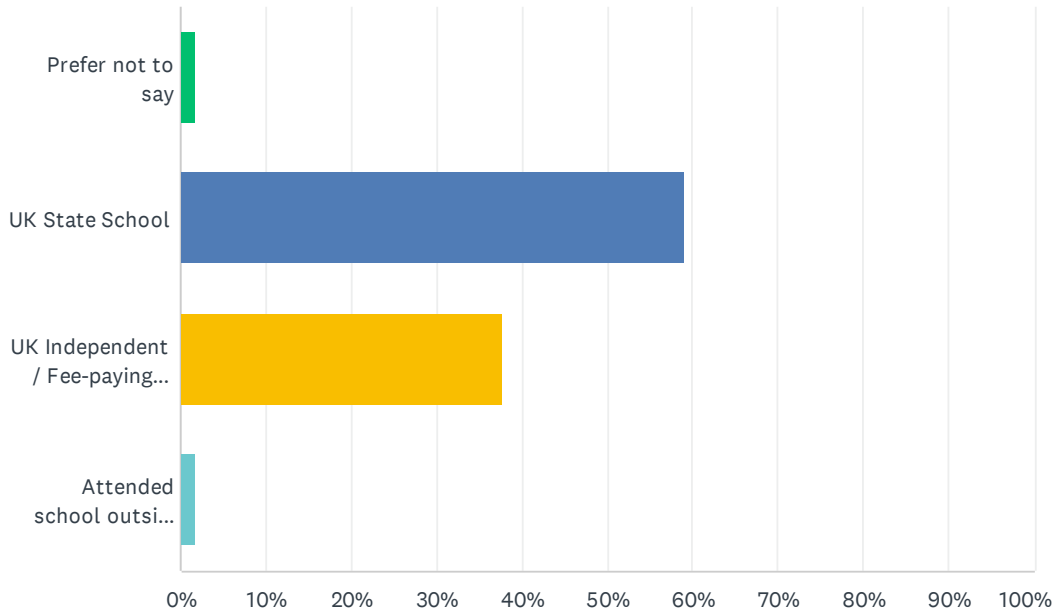
Answered: 60 Skipped: 1



ANSWER CHOICES	RESPONSES
Prefer not to say	3.33% 2
UK State School	68.33% 41
UK Independent / Fee-paying school	26.67% 16
Attended school outside the UK	1.67% 1
TOTAL	60

Q12 Did you mainly attend a state or fee paying school between the ages 11 - 18?

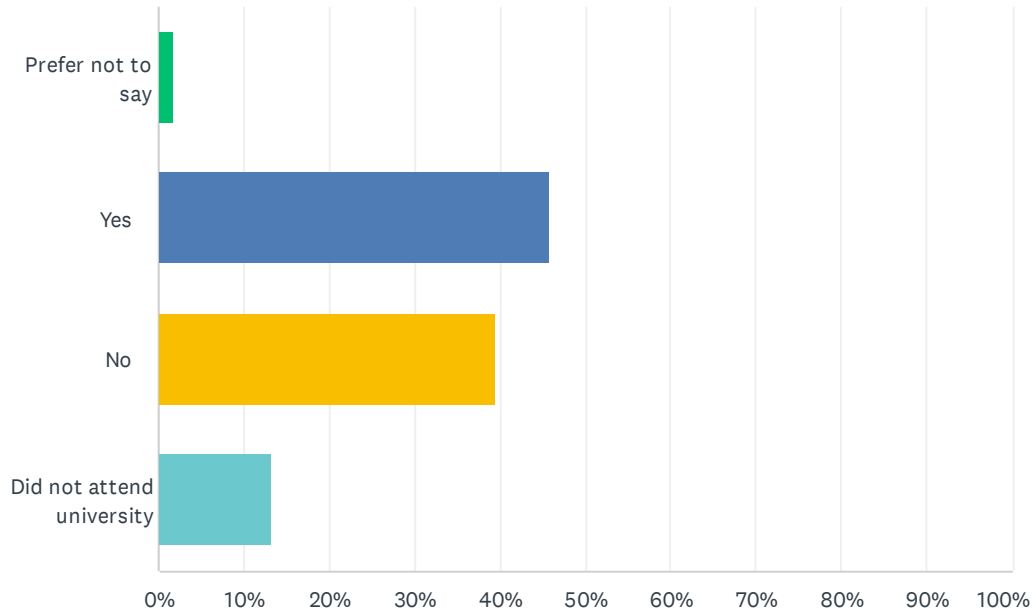
Answered: 61 Skipped: 0



ANSWER CHOICES	RESPONSES	
Prefer not to say	1.64%	1
UK State School	59.02%	36
UK Independent / Fee-paying school	37.70%	23
Attended school outside the UK	1.64%	1
TOTAL		61

Q13 If you attended university, were you part of the first generation of your family to do so?

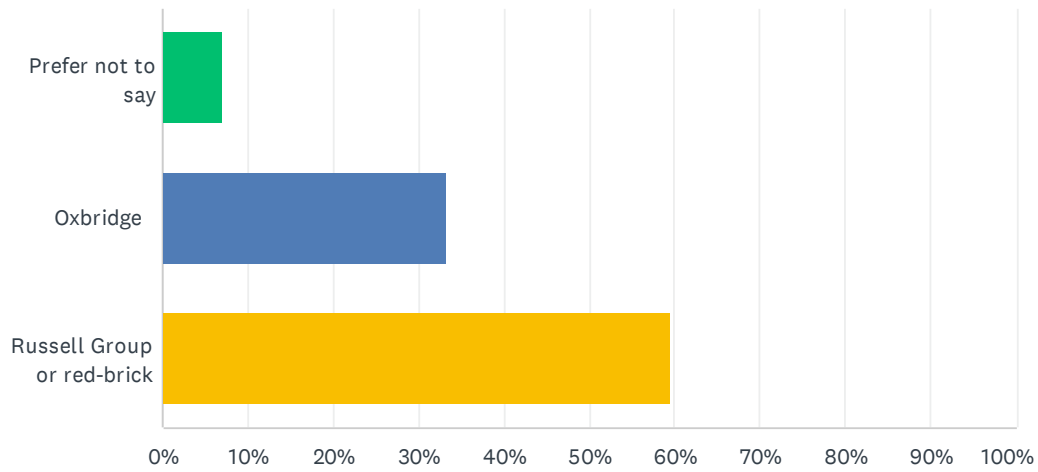
Answered: 61 Skipped: 0



ANSWER CHOICES	RESPONSES	
Prefer not to say	1.64%	1
Yes	45.90%	28
No	39.34%	24
Did not attend university	13.11%	8
TOTAL		61

Q14 If you attended university, what kind of university did you attend?

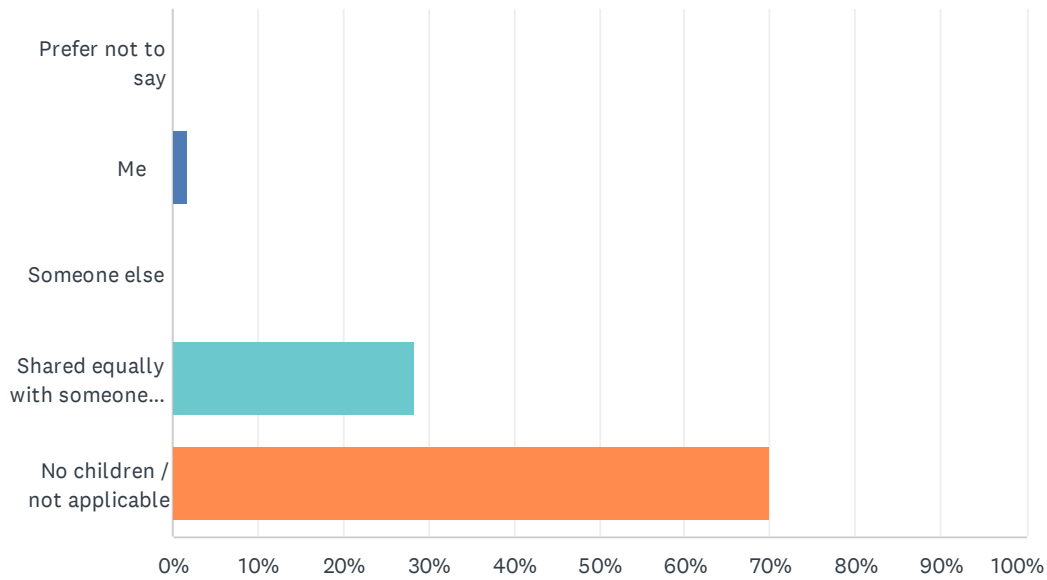
Answered: 55 Skipped: 6



ANSWER CHOICES	RESPONSES
Prefer not to say	7.14% 3
Oxbridge	33.33% 14
Russell Group or red-brick	59.52% 25
TOTAL	42

Q15 If you have children aged under 18, who has primary care for them?

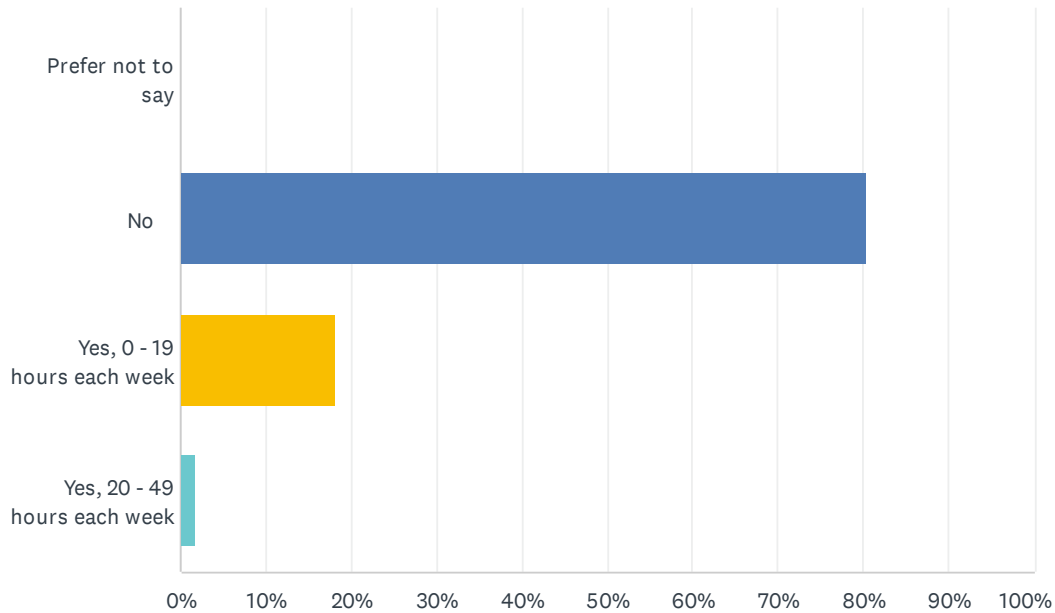
Answered: 60 Skipped: 1



ANSWER CHOICES	RESPONSES	
Prefer not to say	0.00%	0
Me	1.67%	1
Someone else	0.00%	0
Shared equally with someone else	28.33%	17
No children / not applicable	70.00%	42
TOTAL		60

Q16 Do you look after, or give help or support to family members, friends, neighbours or others because of either long -term physical or mental ill-health / disability or problems related to old age?

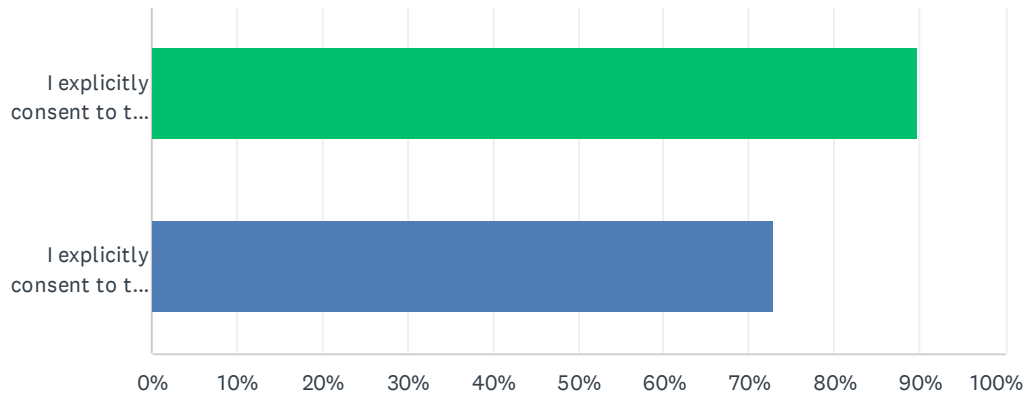
Answered: 61 Skipped: 0



ANSWER CHOICES	RESPONSES	
Prefer not to say	0.00%	0
No	80.33%	49
Yes, 0 - 19 hours each week	18.03%	11
Yes, 20 - 49 hours each week	1.64%	1
TOTAL		61

Q17 Consent - if you consent to the publication of your data please tick the consent boxes below to confirm. Without your consent your data cannot form part of the Lincoln House Chambers Diversity report.

Answered: 59 Skipped: 2



ANSWER CHOICES	RESPONSES
I explicitly consent to the processing and publication of my data as set out in this form and the Lincoln House Chambers Diversity Data Policy.	89.83% 53
I explicitly consent to the processing and publication of my data in an anonymous form even if there are fewer than 10 individuals identified against one or more of the characteristics. I understand that this may result in my identification.	72.88% 43
Total Respondents: 59	